

Warewashing NeoBlue Touch S Single Skin Glasswasher, rinse aid pump, 40r/h

ITEM # _____

MODEL # _____

NAME # _____

SIS # _____

AIA # _____


402187 (ETGWSIS)

Undercounter Glasswasher (S), 400x400mm rack, electronic, single skin with pressure boiler, rinse aid pump, 40 r/h, 1 phase, Schuko plug

Short Form Specification

Item No. _____

Undercounter glasswasher small, hot water sanitization type, suitable for up to 400*400mm racks.

Single skin cabinet. Double skin insulated, counter-balance door. Pressed wash tank with round corners. 304 AISI stainless steel construction to include door, external panels, frame, wash tank.

Electronic control with temperature display, to allow on-site customization. Four cycles of 90, 120, 180 and 540 sec. to wash different types of soiled wares. Automatic self-cleaning and draining cycle on board.

Washing performance is ensure by a powerful wash pump, large capacity wash tank, upper rinse and lower wash&rinse spray arms.

Rinse temperature guaranteed by built-in pressure boiler.

The unit shall include wash tank filters in composite material, drain pump and rinse aid dispenser pump.

Electrical characteristics to be 220-240 volts single phase operation.

The unit is equipped with electrical cable and schuko plug.

Main Features

- Maximum capacity of 40 racks per hour.
- Suitable to fit 400*400 mm racks.
- Simple operation control panel with digital display, led info lights; and color-coded main button to launch the washing cycles.
- Featured with n°4 washing cycle, 90 / 120 / 180 / 540 seconds, selectable by the display and customizable on site by service; to wash different kind of crockery.
- Built-in pressure boiler designed to raise incoming water to a guaranteed minimum temperature of 82° C for sanitizing rinse. No external boiler is required.
- Washing system endowed with rotating washing arms, high powered wash pump and large capacity wash tank for professional washing.
- Built-in rinse aid dispenser with automatic chemical loading, for perfect result while minimizing service and maintenance needs.
- Equipped with electrical cable fitting schuko plug.
- Easy service access to all the main components from the front of the appliance, to fast on site operation.
- Wash tank with rounded corners, sloped towards the drain to prevent dirt build up provides fast drainage in only a few minutes and guaranteed water tight solution.

Construction

- Structure, panels, cavity and door in stainless steel to long lasting.
- Insulated double skin counter-balance door construction for silent and smooth operation. Counter-balance mechanism minimizes impact when opening and closing.
- Completely closed on the back by a cover plate.
- Upper and lower screwed washing & rinsing arms and tank filters in composite material; are easy removable from the cavity to easy operation.
- Unit to feature rinse aid dispenser peristaltic pump.

Sustainability

- Clear water consumption of 2 liter/rack, the water of the rinsing phase is recirculated to enable washing.
- Low noise level of 61 db during operations.
- Eco stand-by energy management function, to reduce power usage on inactive period.

APPROVAL: _____

Included Accessories

- 1 of Square basket for glasses 400x400x150mm PNC 864470
- 1 of Insert for 12 saucers, 290x90x75mm PNC 867048
- 1 of Square cutlery container, 89x113x113mm PNC 867049

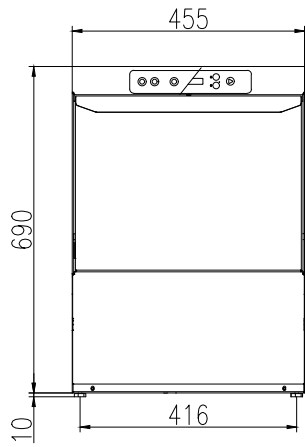
Optional Accessories

- Kit wash tank filters in composite material (1 central support and 2 filters) for single skin NeoBlue (S) Glasswasher PNC 864496
- Drain pump kit for single skin NeoBlue (S) Glasswasher PNC 864497
- Square basket for glasses, 400x400x1100mm PNC 867039
- Inclination insert for glasses, 400x180mm PNC 867044
- Round basket for glasses, 400x180mm PNC 867047
- Inclination insert for glasses 400x400 mm PNC 867069

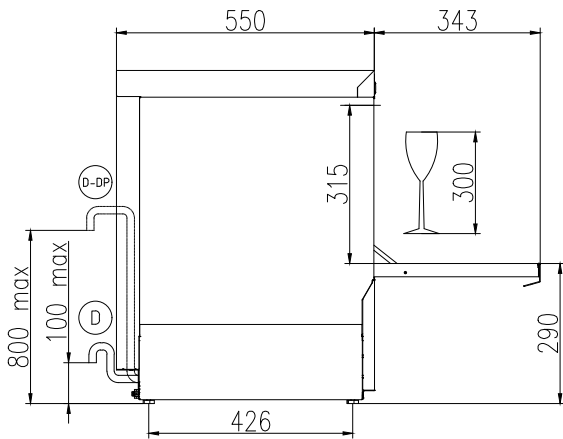
Recommended Detergents

- C11 Detergent for dishwashers; one pack of 2 cans of 5lt. PNC 0S2092
- C13 ECO Detergent for dishwashers; one pack of 2 cans of 5lt. PNC 0S2093
- C12 Rinse aid for dishwashers; one pack of 2 cans of 5lt. PNC 0S2094
- C15 ECO Rinse aid for dishwashers; one pack of 2 cans of 5lt. PNC 0S2904

Front

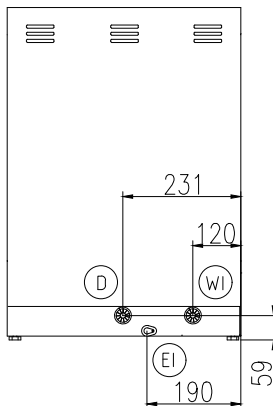


Side



- CWII = Cold Water inlet 1 (cleaning)
- D = Drain
- EI = Electrical inlet (power)
- EO = Electrical Outlet
- WI = Water inlet
- XR = Rinse aid connection

Rear side



Electric

Supply voltage:	
402187 (ETGWS1S)	220-240 V/1 ph/50 Hz
Default Installed Power:	2.7 kW
Boiler heating elements:	2.7 kW
Tank heating elements:	2.4 kW
Wash pump size:	0.2 kW

Water:

Pressure, bar min/max:	2-5 bar
Water supply temperature*:	10-50 °C
Drain line size:	29mm
Washing tank capacity (lt):	12
Water consumption per cycle (lt):	0 / 2
Boiler Capacity (lt):	3
Incoming water line size:	3/4"

Key Information:

Wash temperature:	60°C
Cell dimensions - width:	405 mm
Cell dimensions - depth:	437 mm
Cell dimensions - height:	315 mm
Rinse temperature:	85 °C
External dimensions, Width:	455 mm
External dimensions, Depth:	550 mm
External dimensions, Height:	700 mm
Net weight:	36.5 kg
Shipping weight:	40 kg
Shipping height:	870 mm
Shipping width:	550 mm
Shipping depth:	640 mm
Shipping volume:	0.31 m ³
Baskets per hour*:	40 / 30 / 20 / 6
Working cycles time (sec.):	90 / 120 / 180 / 540
Dishes per hour:	720 / 540 / 360 / 108

Sustainability

Noise level:	61 dBA
---------------------	--------